

Name of the Company : **Lynx Machinery and Comm.Ltd.**
 Script Code : **505320**
 As on : **30-06-2017**

Table I - Summary Statement holding of specified securities

Category	Category of shareholder	Nos. of shareholders	No. of fully paid up equity shares held	Total nos. shares held	Shareholding as a % of total no. of shares (calculated as per SCRR, 1957)	Number of equity shares held in dematerialized form
(A)	Promoter & Promoter Group	12	106926	106926	17.821	106926
(B)	Public	2536	493074	493074	82.179	255493
(C)	Non Promoter- Non Public	0	0	0	0	0
(C1)	Shares underlying DRs	0	0	0	0	0
(C2)	Shares held by Employee Trusts	0	0	0	0	0
	Total	2548	600000	600000	100	362419




Table II - Statement showing shareholding pattern of the Promoter and Promoter Group

	Category & Name of the Shareholders	No. of shareholder	No. of fully paid up equity shares held	Total nos. shares held	Shareholding % calculated as per SCRR, 1957	Number of equity shares held in dematerialized form
1	Indian					
(a)	Individuals/Hindu undivided Family	12	106926	106926	17.821	106926
	NIRMALA JAJODIA	1	15300	15300	2.55	15300
	HARISH KUMAR JAJODIA	1	20000	20000	3.333	20000
	HARISH KUMAR JAJODIA HUF	1	1395	1395	0.233	1395
	SRAWAN KUMAR JAJODIA HUF	1	1268	1268	0.211	1268
	PRITI JAJODIA	1	100	100	0.017	100
	HARISH KUMAR JAJODIA HUF	1	1362	1362	0.227	1362
	PADMANABH JAJODIA	1	27450	27450	4.575	27450
	PRADYUMNA JAJODIA HUF	1	100	100	0.017	100
	VIBHA JAJODIA	1	5000	5000	0.833	5000
	SRAWAN KUMAR JAJODIA	1	27001	27001	4.5	27001
	PRADYUMNA JAJODIA	1	7250	7250	1.208	7250
	ABHA JAJODIA	1	700	700	0.117	700
(b)	Central Government/ State Government(s)					
		0	0	0	0	0
(c)	Financial Institutions/ Banks					
		0	0	0	0	0
(d)	Any Other (specify)					
		0	0	0	0	0
	Sub-Total-(A) (1)	12	106926	106926	17.821	106926
2	Foreign					
(a)	Indivi/Non-Resi Foreign Indivi					
		0	0	0	0	0
(b)	Government					
		0	0	0	0	0
(c)	Institutions					
		0	0	0	0	0
(d)	Foreign Portfolio Investor					
		0	0	0	0	0




(e) Any Other (specify)						
	0	0	0	0	0	0
Sub-Total-(A)(2)	0	0	0	0	0	0
Total Shareholding of Promoter and Promoter Group (A)= (A)(1)+(A)(2)	12	106926	106926	17.821		106926




Table III - Statement showing shareholding pattern of the Public shareholder

	Category & Name of the Shareholders	No. of shareholder	No. of fully paid up equity shares held	Total nos. shares held	Shareholding % calculated as per SCRR, 1957	Number of equity shares held in dematerialized form
1	Institutions					
(a)	Mutual Funds/					
		1	50	50	0.008	50
(b)	Venture Capital Funds					
		0	0	0	0	0
(c)	Alternate Investment Funds					
		0	0	0	0	0
(d)	Foreign Venture Capital Investors					
		0	0	0	0	0
(e)	Foreign Portfolio Investors					
		0	0	0	0	0
(f)	Financial Institutions/ Banks					
		5	2000	2000	0.333	0
(g)	Insurance Companies					
		0	0	0	0	0
(h)	Provident Funds/ Pension Funds					
		0	0	0	0	0
(i)	Any Other (specify)					
		0	0	0	0	0
	Sub-Total-(B) (1)	6	2050	2050	0.342	50
2	Central Government/ State Government(s)/ President of India					
		0	0	0	0	0
	Sub-Total-(B)(2)	0	0	0	0	0
3	NON-Institutions					
(a)	Individuals -					



	i. Individual shareholders holding nominal share capital up to Rs. 2 lakhs.					
		2471	311254	311254	51.876	79173
	SUDHA JAJODIA	1	17200	17200	2.867	17200
	ANJALI DEVI JAJODIA	1	17600	17600	2.933	0
	ii. Individual shareholders holding nominal share capital in excess of Rs. 2 lakhs.					
		0	0	0	0	0
	(b) NBFCs registered with RBI					
		0	0	0	0	0
	(c) Employee Trusts					
		0	0	0	0	0
	(d) Overseas Depositories holding DRs) (balancing figure)					
		0	0	0	0	0
	(e) Any Other (specify)					
		59	179770	179770	29.962	176270
	TERRA FIRMA INVESTMENT & TRADING PVT LTD	1	14000	14000	2.333	14000
	SUB ROSA INVESTMENT	1	6550	6550	1.092	6550
	VISHVPRABHA TRADING LIMITED	1	16600	16600	2.767	16600
	WARDEN INTERNATIONAL (AGENCIES) PRIVATE LIMITED	1	21723	21723	3.621	21723
	RISHABH ENTERPRISES LIMITED	1	34550	34550	5.758	34550
	RAINBOW HOLDING & TRADING PVT. LTD.	1	8600	8600	1.433	8600
	WARDEN PACKAGING & CONTAINERS PVT LTD	1	6900	6900	1.15	6900
	SHRI GURUDEV EN TRADE LTD	1	23090	23090	3.848	23090
	WARDEN INFRA PROJECTS PRIVATE LIMITED	1	9550	9550	1.592	9550
	A-ONE COMMERCE PRIVATE LIMITED	1	9750	9750	1.625	9750
	GRANDIOSE HOLDING CO PVT LTD	1	13050	13050	2.175	13050



	Sub-Total-(B) (3)	2530	491024	491024	81.837	255443
	Total Public Shareholding (B)= (B)(1)+(B)(2)+(B)(3)	2536	493074	493074	82.179	255493



Table IV - Statement showing shareholding pattern of the Non Promoter- Non Public shareholder

	Category & Name of the Shareholders	No. of shareholder	No. of fully paid up equity shares held	Total nos. shares held	Number of equity shares held in dematerialized form
1	Custodian/DR				
(a)	Name of DR Holder (if available)				
	Sub-Total [C](1)	0	0	0	0
2	Employee Benefit Trust (under SEBI (Share based Employee Benefit) Regulations, 2014)				
(a)	Name (abc...				
	Sub-Total [C](2)	0	0	0	0
		0	0	0	0

